

# HOW TO HELP YOUR CHILD PLAN THEIR STORY!

A storyboard contains a sequence of illustrations and includes dialogue and descriptions. Using the “**Somebody-Wanted-But-So-Then**” format, you are challenged to recall important plot details and invited to wonder about the concepts of conflict and resolution.



These images should help you when planning the sequence of your next story!

## SOMEBODY

Introduce the main character here



## INTRODUCTION

Describe everything!

## WANTED

State the motivation of the main character--what is his/her goal?



## BUILD UP

Make things happen

## BUT

Describe the obstacle that prevents the character from meeting his/her goal.



## COMPLICATION

What's the problem?

## RESOLUTION

How did we solve it?


## SO

Explain how this obstacle was resolved.



## THEN

Write one sentence stating the ending of the story.




## LESSON

What have we learned?


**THIS VISUAL PLANNER WILL HELP CHILDREN ORGANISE THEIR THOUGHTS BEFORE THEY START WRITING ANY MAJOR NARRATIVE.**

# YOUR STORYBOARD TITLE HERE




## **SOMEBODY**

Introduce the main character here




## **WANTED**

State the motivation of the main character -- what is his/her goal?




## **BUT**

Describe the obstacle that prevents the character from meeting his/her goal.



## **SO**

Explain how this obstacle was resolved.



## **THEN**

Write one sentence stating the ending of the story.